

Important Risk Warning

- The mention of any investment product should not be construed as representing a recommendation to buy or sell that product, nor does it represent a forecast on future performance of the product.
- Unit Trusts are investment products and some may involve derivatives. The value of investments and units may go down and up, and the investor may not get back the original sum invested. Past performance is not necessarily indicative of future performance. In a worst case scenario, the value of the fund may worth substantially less than the original amount you have invested (and in an extreme case could be worth nothing).
- Investors and potential investors must not solely rely on the content in this website to make investment decisions and should read carefully and understand the offering documents (including the prospectus and full text of the risk factors stated therein), available at HSBC branches and at the fundhouses' webpages, before investing.
- Before you make any investment decision, you may wish to consult a financial adviser. In the event that you choose not to seek advice from a financial adviser, you should carefully consider whether the investment product is suitable for you.

👑 HSBC Global Fund Approvals and Research List 📄 Top 10 Performers 🏠 CPFIS/SRS 📄 MIP

HSBC Fund Code:
FJPF

Fund Name: Fidelity Japan Fund

HSBC Risk Level: 3

Investment Objective

The fund aims to achieve capital growth over the long term.

Investment Strategy

HSBC investment category: Japan
Investment style: Equity
Interest rate sensitivity: -
Investment instrument: Stock, Cash

Investment style is only applicable for funds that invest in equities. Interest rate sensitivity is only applicable for funds that invest in fixed income product.

Fund Performance (as of 31-03-2024)



Fund indexed performance (initial value =100%). Performance statistics are based on bid to bid/ NAV to NAV prices of the fund with dividend reinvested, in JPY

2019	2020	2021	2022	2023	YTD
18.79	14.49	6.59	-16.99	9.72	9.38

Fund Portfolio (as of 31-03-2024)

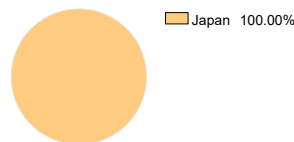
Asset allocation

Stock	Bond	Cash	Other
95.71%	0.00%	4.29%	0.00%


Total number of equity holdings: 48

Total number of bond holdings : 0

Equity holdings geographical allocation



Equity holdings sector allocation



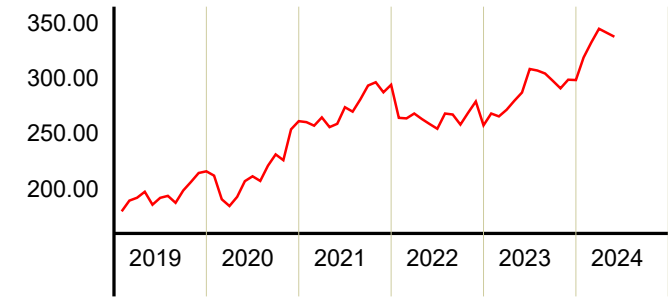
Top 10 holdings (as of 31-03-2024)

Holdings	% of net asset
TOYOTA MOTOR CORP	5.32
ITOCHU CORP	4.86
HITACHI LTD	4.69
TOKIO MARINE HOLDINGS INC	4.57
MITSUBISHI UFJ FINL GRP INC	4.55
TOKYO ELECTRON LTD	4.38
SHIN-ETSU CHEMICAL CO LTD	4.22
SONY GROUP CORP	3.50
SUMITOMO MITSUI FINL GROUP INC	3.14
KEYENCE CORP	3.04
% of asset in Top 10 holdings:	42.26

HSBC Fund Code: FJPF	Fund Name: Fidelity Japan Fund	HSBC Risk Level: 3
-------------------------	--------------------------------	--------------------

Fund Price Information

(as of 08-05-2024)



Fund price movement is calculated on bid to bid/ NAV to NAV basis in fund class currency (JPY)

Indicative fund price	
NAV:	JPY339.7
Bid:	-
Offer:	-
Change vs previous trading day:	-1.39%
52 week low-high:	JPY283.30 - JPY352.10

Fund price information is provided based on the latest fund trading date.

Fund Statistic	
Annualised return:	-
Standard deviation:	-
Sharpe ratio:	-0.28
Alpha :	-4.98
Beta:	0.94

Fund statistics are calculated by using 3 years historical data, and are not calculated for fund which is less than 3 years old.

Sharpe ratio: Morningstar Asia Limited used the USTREAS T-Bill Auction Ave 3 Mon as the risk free factor for calculation

Alpha & Beta: Morningstar Asia Limited Used Morningstar Japan TME NR JPY as the benchmark index for calculation

Dividend Information

(as of 30-04-2024)

Target distribution frequency:	Annually
Dividend yield:	0.00%
Last dividend paid (per unit):	JPY0.66
Last ex-dividend date:	01-08-2013

Dividend yield is the dividend amount declared over the past twelve months as a percentage of the last month-end fund unit price, shown in 2 decimal places. The amount of dividend may not be guaranteed by Fund House.

Other Fund Classes Available With HSBC	
FJPS-(SGD (Re-invest))	FJP-(Class A SGD)

Specific Attitude towards Investment Risks	Risk Level of Investment Product Suitable for Consideration	Description
Secure	Products with NO investment risk	The product has no investment element and hence no price volatility, and is 100% capital protected upon maturity (for products with scheduled maturity).
Cautious	Low(1)	The price volatility of the product is low, and the project is normally 100% capital protected upon maturity (for products with scheduled maturity). Customer may adopt a passive strategy on the investment. This product may be suitable for investors who are happy to accept low level of investment risk.
	Low to Medium(2)	The price volatility of the product is low to medium. Some market monitoring may be required to control relevant risks of the product. This product may be suitable for investors who are happy to accept low-to-medium of investment risk.
Balanced	Medium(3)	The price volatility of the product is medium. Active market monitoring and management may be required to control the relevant risks. This product may be suitable for investors who are happy to accept medium level of investment risk.
Adventurous		The price volatility of the product is medium to high. Customers may need to realize immediate loss of certain portion of capital. Careful selection of product and active market monitoring and management may be required to control the relevant risks.
Speculative	Medium to High(4)	This product may be suitable for investors who are happy to accept medium-to-high level of investment risk.
	High(5)	The price volatility of the product is medium to high. Customers may need to realize immediate loss of certain portion of capital. Very careful selection of product and very active market monitoring and management may be required to control the relevant risks. This product may be suitable for investors who are happy to accept high level of investment risk.

Disclaimers:
The information in this website relating to Unit Trusts are provided by Morningstar Asia Limited (“Information Provider”) to HSBC Bank (Singapore) Limited (the “Bank”) unless otherwise specified. For technical reasons, certain information provided by Information Provider may be different from that supplied by the respective fund houses.
Neither the Information Provider nor the Bank guarantee or endorse the accuracy, reliability and completeness of the information provided by the Information Provider or that it is up-to date, and that such information has not been independently verified by the Bank. The Bank disclaims liability for any errors, omissions or inaccuracies in the information provided in this website. The Bank also disclaims liability for any loss or damages resulting from the use of information contained herein, or the inability to use such information or in connection with any error, interruption, delay in operation or incomplete transmission, line or system failure. The information contained herein is solely for personal and non-commercial use and for reference only, and the information are not intended to provide professional advice nor is HSBC, in providing such information intended to be advising on Unit Trust. The information contained in this website is not and should not be construed as an offer to sell or the solicitation of an offer to purchase or subscribed for any Unit Trusts or other investments or products or deposit. The information contain herein may not be copied or re-distributed by any means.
Investment involves risk. Investments are not obligations of, deposits in, insured or guaranteed by HSBC Bank (Singapore) Limited. The information contained on this web site is intended for Singapore residents only and should not be construed as a distribution, an offer to sell, or a solicitation to buy any securities in any jurisdiction where such activities would be unlawful under the laws of such jurisdiction, in particular the United States of America and Canada.
Issued by HSBC Bank (Singapore) Limited