

### Important Risk Warning

- The mention of any investment product should not be construed as representing a recommendation to buy or sell that product, nor does it represent a forecast on future performance of the product.
- Unit Trusts are investment products and some may involve derivatives. The value of investments and units may go down and up, and the investor may not get back the original sum invested. Past performance is not necessarily indicative of future performance. In a worst case scenario, the value of the fund may worth substantially less than the original amount you have invested (and in an extreme case could be worth nothing).
- Investors and potential investors must not solely rely on the content in this website to make investment decisions and should read carefully and understand the offering documents (including the prospectus and full text of the risk factors stated therein), available at HSBC branches and at the fundhouses' webpages, before investing.
- Before you make any investment decision, you may wish to consult a financial adviser. In the event that you choose not to seek advice from a financial adviser, you should carefully consider whether the investment product is suitable for you.

👑 HSBC Global Fund Approvals and Research List 📊 Top 10 Performers 🏠 CPFIS/SRS 📄 MIP

HSBC Fund Code:  
FUDMC

Fund Name: Fidelity US Dollar Bond Fund (Class A / MDIST / Cash)  
📄

HSBC Risk Level: 2

### Investment Objective

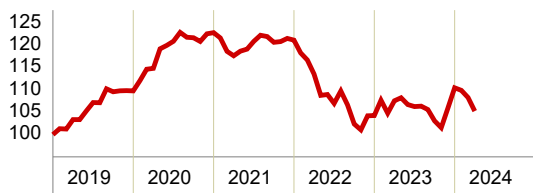
The fund aims to achieve capital growth over time and provide income.

### Investment Strategy

HSBC investment category: US Bond  
Investment style: Fixed Income  
Interest rate sensitivity: -  
Investment instrument: Bond, Cash, Other

*Investment style is only applicable for funds that invest in equities. Interest rate sensitivity is only applicable for funds that invest in fixed income product.*

### Fund Performance ( as of 31-03-2024 )



*Fund indexed performance (initial value =100%). Performance statistics are based on bid to bid/ NAV to NAV prices of the fund with dividend reinvested, in USD*

2019	2020	2021	2022	2023	YTD
5.97	7.99	-4.82	-16.98	2.26	-4.73

### Fund Portfolio ( as of 29-02-2024 )

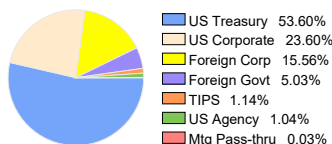
#### Asset allocation

Stock	Bond	Cash	Other
0.00%	112.38%	-13.40%	1.02%

Total number of equity holdings: 0

Total number of bond holdings : 257

#### Bond holdings sector allocation



#### Top 5 bond holdings country exposure

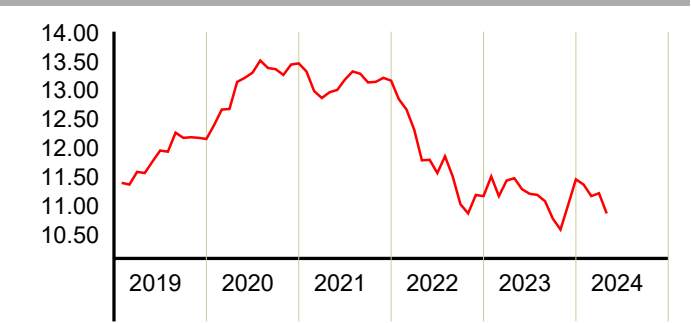
Country exposure	%
United States	79.49
United Kingdom	5.98
Netherlands	3.49
France	3.13
Ireland	2.19

### Top 10 holdings ( as of 29-02-2024 )

Holdings	% of net asset
UST NOTES 4% 02/15/2034	11.74
UST NOTES 4% 01/31/2029	9.91
US 10YR NOTE FUT (CBT)JUN24 TYM4	8.61
UST NOTES 4% 02/28/2030	5.82
US 5YR NOTE (CBT) FUT JUN24 FVM4	5.06
UST NOTES 4% 01/31/2031	3.71
UST NOTES 4.875% 10/31/2028	2.88
UST NOTES 4.5% 11/15/2025	2.71
UNITED STATES TREASURY BOND 4% 11/15/2052	2.58
UNITED STATES TREASURY BOND 4.125% 08/15/2053	2.38
<b>% of asset in Top 10 holdings:</b>	<b>55.40</b>

Fund Price Information

( as of 25-04-2024)



Fund price movement is calculated on bid to bid/ NAV to NAV basis in fund class currency (USD )

Indicative fund price	
NAV:	USD10.91
Bid:	-
Offer:	-
Change vs previous trading day:	-0.27%
52 week low-high:	USD10.56 - USD11.56

Fund price information is provided based on the latest fund trading date.

Fund Statistic

( as of 31-03-2024)

Annualised return:	-3.65%
Standard deviation:	7.14%
Sharpe ratio:	-0.71
Alpha :	0.21
Beta:	1.03

Fund statistics are calculated by using 3 years historical data, and are not calculated for fund which is less than 3 years old.

Sharpe ratio: Morningstar Asia Limited used the USTREAS T-Bill Auction Ave 3 Mon as the risk free factor for calculation

Alpha & Beta: Morningstar Asia Limited Used Morningstar US Core Bd TR USD as the benchmark index for calculation

Dividend Information

( as of 31-03-2024)

Target distribution frequency:	Monthly
Dividend yield:	3.30%
Last dividend paid (per unit):	USD0.03
Last ex-dividend date:	01-03-2024

Dividend yield is the dividend amount declared over the past twelve months as a percentage of the last month-end fund unit price, shown in 2 decimal places. The amount of dividend may not be guaranteed by Fund House.

Other Fund Classes Available With HSBC

FUDMF-(Class A MDIST USD)	FUDCC-(Class A-MCDIST(G) USD)
FUDCR-(Class A-MCDIST(G) USD)	FUDBC-(Class A USD)
FUDBF-(Class A USD)	FUMSR-(Class A-MINCOME(G) SGD-H)
FUMSC-(Class A-MINCOME(G) SGD-H)	FUMAR-(Class A-MINCOME(G) AUD-H)
FUMAC-(Class A-MINCOME(G) AUD-H)	

Yield And Credit Information

( as of 31-12-2023)

Average current yield:	4.48%		
Average yield to maturity:	4.26%		
Average duration:	7.10	years	
Average credit quality:	A		
Credit quality breakdown			
AAA	1.69%	BB	2.67%
AA	55.94%	B	0.00%
A	9.42%	Below B	0.00%
BBB	30.05%	Not Rated	0.23%

Current yield refers to the annual interest of the bonds divided by the market price of a bond. Yield to maturity is the rate of return anticipated on a bond if it is held until the maturity date, assumed that all coupons are reinvested at the same rate. Duration is a measure of the sensitivity of the price (the value of principal) of a fixed-income investment to a change in interest rates. Credit quality is based on Standard and Poor's classification.

Fees And Charges

Initial charge:	0.035
Annual management fee (Maximum):	0.0075
Distribution fee:	-
Redemption fee:	0
Performance fee:	

The listed information may not cover all the fees and charges imposed on a fund. Please refer to the respective offering documents of the fund for details of relevant fees and charges

Other Fund Information

Fund class currency:	USD
Fund class inception date:	09-06-2003
Fund share class size(Mil):	USD436.98 (as of 25-04-2024)
Fund manager	Rick Patel (19-03-2009)
(Manager start date) :	ArioEmami Nejad (01-10-2018)
	Daniel Ushakov (01-10-2022)
Fund house:	FIL Investment Management (Singapore)Ltd
Morningstar Rating:	QQQ ( as of 01-03-2024)
ISIN:	LU0168055563
Initial Invesment Amount:	1000

Specific Attitude towards Investment Risks	Risk Level of Investment Product Suitable for Consideration	Description
Secure	Products with NO investment risk	The product has no investment element and hence no price volatility, and is 100% capital protected upon maturity (for products with scheduled maturity).
Cautious	Low(1)	The price volatility of the product is low, and the project is normally 100% capital protected upon maturity (for products with scheduled maturity). Customer may adopt a passive strategy on the investment.
	Low to Medium(2)	This product may be suitable for investors who are happy to accept low level of investment risk.
Balanced	Low to Medium(2)	The price volatility of the product is low to medium. Some market monitoring may be required to control relevant risks of the product.
	Medium(3)	This product may be suitable for investors who are happy to accept low-to-medium of investment risk.
Adventurous	Medium(3)	The price volatility of the product is medium. Active market monitoring and management may be required to control the relevant risks.
	Medium to High(4)	This product may be suitable for investors who are happy to accept medium level of investment risk.
Speculative	Medium to High(4)	The price volatility of the product is medium to high. Customers may need to realize immediate loss of certain portion of capital. Careful selection of product and active market monitoring and management may be required to control the relevant risks.
	High(5)	This product may be suitable for investors who are happy to accept medium-to-high level of investment risk.
	High(5)	The price volatility of the product is high. Customers may need to realize immediate loss of certain portion of capital. Very careful selection of product and very active market monitoring and management may be required to control the relevant risks.
		This product may be suitable for investors who are happy to accept high level of investment risk.

**Disclaimers:**  
The information in this website relating to Unit Trusts are provided by Morningstar Asia Limited ("Information Provider") to HSBC Bank (Singapore) Limited (the "Bank") unless otherwise specified. For technical reasons, certain information provided by Information Provider may be different from that supplied by the respective fund houses.  
Neither the Information Provider nor the Bank guarantee or endorse the accuracy, reliability and completeness of the information provided by the Information Provider or that it is up-to date, and that such information has not been independently verified by the Bank. The Bank disclaims liability for any errors, omissions or inaccuracies in the information provided in this website. The Bank also disclaims liability for any loss or damages resulting from the use of information contained herein, or the inability to use such information or in connection with any error, interruption, delay in operation or incomplete transmission, line or system failure. The information contained herein is solely for personal and non-commercial use and for reference only, and the information are not intended to provide professional advice nor is HSBC, in providing such information intended to be advising on Unit Trust. The information contained in this website is not and should not be construed as an offer to sell or the solicitation of an offer to purchase or subscribed for any Unit Trusts or other investments or products or deposit. The information contain herein may not be copied or re-distributed by any means.

Investment involves risk. Investments are not obligations of, deposits in, insured or guaranteed by HSBC Bank (Singapore) Limited. The information contained on this web site is intended for Singapore residents only and should not be construed as a distribution, an offer to sell, or a solicitation to buy any securities in any jurisdiction where such activities would be unlawful under the laws of such jurisdiction, in particular the United States of America and Canada.

*Issued by HSBC Bank (Singapore) Limited*