

Important Risk Warning

- The mention of any investment product should not be construed as representing a recommendation to buy or sell that product, nor does it represent a forecast on future performance of the product.
- Unit Trusts are investment products and some may involve derivatives. The value of investments and units may go down and up, and the investor may not get back the original sum invested. Past performance is not necessarily indicative of future performance. In a worst case scenario, the value of the fund may worth substantially less than the original amount you have invested (and in an extreme case could be worth nothing).
- Investors and potential investors must not solely rely on the content in this website to make investment decisions and should read carefully and understand the offering documents (including the prospectus and full text of the risk factors stated therein), available at HSBC branches and at the fundhouses' webpages, before investing.
- Before you make any investment decision, you may wish to consult a financial adviser. In the event that you choose not to seek advice from a financial adviser, you should carefully consider whether the investment product is suitable for you.

[HSBC Global Fund Approvals and Research List](#)
[Top 10 Performers](#)
[CPFIS/SRS](#)
[MIP](#)

HSBC Fund Code:
PIHEC

Fund Name: PIMCO GIS Income Fund Class E Income HKD cash

HSBC Risk Level: 3

Investment Objective

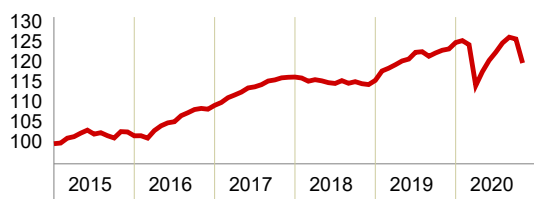
The primary investment objective of the Fund is to seek high current income, consistent with prudent investment management. Long-term capital appreciation is a secondary objective.

Investment Strategy

HSBC investment category: Global Bond
 Investment style: Fixed Income
 Interest rate sensitivity: -
 Investment instrument: Stock, Bond, Cash, Other

Investment style is only applicable for funds that invest in equities. Interest rate sensitivity is only applicable for funds that invest in fixed income product.

Fund Performance (as of 31-10-2020)



Fund indexed performance (initial value =100%). Performance statistics are based on bid to bid/ NAV to NAV prices of the fund with dividend reinvested, in USD

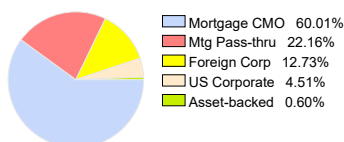
2015	2016	2017	2018	2019	YTD
-3.20	2.09	1.93	-5.53	2.23	-4.52

Fund Portfolio (as of 30-06-2020)

Asset allocation

Stock	Bond	Cash	Other
0.85%	122.73%	-30.35%	6.78%

Bond holdings sector allocation



Top 5 bond holdings country exposure

Country exposure	%
United States	71.12
Mexico	5.30
United Kingdom	4.73
France	2.96
Russia	2.73

Top 10 holdings (as of 30-06-2020)

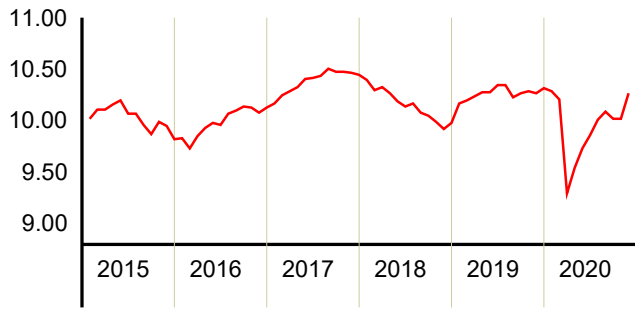
Holdings	% of net asset
FNMA TBA 3.0% SEP 30YR	7.85
PIMCO USD (4749) ST FLT NAV FUND	2.85
FNMA TBA 2.5% AUG 30YR	5.51
FNMA TBA 3.5% AUG 30YR	5.43
FNMA PASS THRU 30YR #FM3664	4.41
FNMA TBA 2.5% SEP 30YR	3.52
BNP PARIBAS ISSUANCE BV SR SEC **ABS**	3.02
CMBX.NA.AAA.12 SP SAL	2.16
FNMA TBA 4.0% AUG 30YR	1.80
CMBX.NA.AAA.10 SP GST	1.80
% of asset in Top 10 holdings:	38.35

HSBC Fund Code:
PIHEC

Fund Name: PIMCO GIS Income Fund Class E Income HKD cash

HSBC Risk Level: 3

Fund Price Information (as of 27-11-2020)



Fund price movement is calculated on bid to bid/ NAV to NAV basis in fund class currency (HKD)

Indicative fund price

NAV: HKD10.29
 Bid: -
 Offer: -
 Change vs previous trading day: -0.29%
 52 week low-high: HKD8.77 - HKD10.39

Fund price information is provided based on the latest fund trading date.

Fund Statistic (as of 31-10-2020)

Annualised return: 1.04%
 Standard deviation: 5.61%
 Sharpe ratio: 0.23
 Alpha: -1.56
 Beta: 0.87

Fund statistics are calculated by using 3 years historical data, and are not calculated for fund which is less than 3 years old.

Sharpe ratio: Morningstar Asia Limited used the USTREAS T-Bill Auction Ave 3 Mon as the risk free factor for calculation

Alpha & Beta: Morningstar Asia Limited Used BBgBarc Global Aggregate TR Hdq USD as the benchmark index for calculation

Dividend Information (as of 31-10-2020)

Target distribution frequency: Monthly
 Dividend yield: 4.09%
 Last dividend paid (per unit): HKD0.03
 Last ex-dividend date: 29-10-2020

Dividend yield is the dividend amount declared over the past twelve months as a percentage of the last month-end fund unit price, shown in 2 decimal places. The amount of dividend may not be guaranteed by Fund House.

Other Fund Classes Available With HSBC

PIAAC-(Class A AUD-H) PIAAR-(Class A AUD-H)
 PGIFU-(Class Acc USD) PIHER-(Class A Dist HKD-H)
 PICHC-(Class E Dist CHF-H) PICHR-(Class E Dist CHF-H)
 PIFUR-(Class A Dist USD) PIFJA-(Class A Acc JPY-H)
 PIFUA-(Class A Acc USD)

Yield And Credit Information (as of 30-06-2020)

Average current yield: 4.31%
 Average yield to maturity: 4.52%
 Average duration: 1.74 years
 Average credit quality: BB
 Credit quality breakdown
 AAA 45.00% BB 8.00%
 AA 4.00% B 7.00%
 A 9.00% Below B 9.00%
 BBB 18.00% Not Rated 0.00%

Current yield refers to the annual interest of the bonds divided by the market price of a bond. Yield to maturity is the rate of return anticipated on a bond if it is held until the maturity date, assumed that all coupons are reinvested at the same rate. Duration is a measure of the sensitivity of the price (the value of principal) of a fixed-income investment to a change in interest rates. Credit quality is based on Standard and Poor's classification.

Fees And Charges

Initial charge: 0.05
 Annual management fee (Maximum): 0.0145
 Distribution fee: -
 Redemption fee: 0
 Performance fee:

The listed information may not cover all the fees and charges imposed on a fund. Please refer to the respective offering documents of the fund for details of relevant fees and charges

Other Fund Information

Fund class currency: HKD
 Fund class inception date: 04-02-2013
 Fund share class size(Mil): USD5,711.86 (as of 30-10-2020)
 Fund manager: Daniel J. Ivascyn (30-11-2012)
 (Manager start date): Alfred T. Murata (30-11-2012)
 Joshua Anderson (30-07-2018)
 Fund house: PIMCO Asia Pte Ltd
 Morningstar Rating: QQQ (as of 01-10-2020)
 ISIN: IE00B92ZW543
 Initial Investment Amount: 15000

Specific Attitude towards Investment Risks	Risk Level of Investment Product Suitable for Consideration	Description
Secure	Products with NO investment risk	The product has no investment element and hence no price volatility, and is 100% capital protected upon maturity (for products with scheduled maturity).
Cautious	Low(1)	The price volatility of the product is low, and the product is normally 100% capital protected upon maturity (for products with scheduled maturity). Customer may adopt a passive strategy on the investment. This product may be suitable for investors who are happy to accept low level of investment risk.
	Low to Medium(2)	The price volatility of the product is low to medium. Some market monitoring may be required to control relevant risks of the product. This product may be suitable for investors who are happy to accept low-to-medium of investment risk.
Balanced	Medium(3)	The price volatility of the product is medium. Active market monitoring and management may be required to control the relevant risks.
		This product may be suitable for investors who are happy to accept medium level of investment risk.
Adventurous	Medium to High(4)	The price volatility of the product is medium to high. Customers may need to realize immediate loss of certain portion of capital. Careful selection of product and active market monitoring and management may be required to control the relevant risks.
		This product may be suitable for investors who are happy to accept medium-to-high level of investment risk.
Speculative	High(5)	The price volatility of the product is medium to high. Customers may need to realize immediate loss of certain portion of capital. Very careful selection of product and very active market monitoring and management may be required to control the relevant risks.
		This product may be suitable for investors who are happy to accept high level of investment risk.

Disclaimers:

The information in this website relating to Unit Trusts are provided by Morningstar Asia Limited ("Information Provider") to HSBC Bank (Singapore) Limited (the "Bank") unless otherwise specified. For technical reasons, certain information provided by Information Provider may be different from that supplied by the respective fund houses.

Neither the Information Provider nor the Bank guarantee or endorse the accuracy, reliability and completeness of the information provided by the Information Provider or that it is up-to date, and that such information has not been independently verified by the Bank. The Bank disclaims liability for any errors, omissions or inaccuracies in the information provided in this website. The Bank also disclaims liability for any loss or damages resulting from the use of information contained herein, or the inability to use such information or in connection with any error, interruption, delay in operation or incomplete transmission, line or system failure. The information contained herein is solely for personal and non-commercial use and for reference only, and the information are not intended to provide professional advice nor is HSBC, in providing such information intended to be advising on Unit Trust. The information contained in this website is not and should not be construed as an offer to sell or the solicitation of an offer to purchase or subscribed for any Unit Trusts or other investments or products or deposit. The information contain herein may not be copied or re-distributed by any means.

Investment involves risk. Investments are not obligations of, deposits in, insured or guaranteed by HSBC Bank (Singapore) Limited. The information contained on this web site is intended for Singapore residents only and should not be construed as a distribution, an offer to sell, or a solicitation to buy any securities in any jurisdiction where such activities would be unlawful under the laws of such jurisdiction, in particular the United States of America and Canada.

Issued by HSBC Bank (Singapore) Limited