

Important Risk Warning

- The mention of any investment product should not be construed as representing a recommendation to buy or sell that product, nor does it represent a forecast on future performance of the product.
- Unit Trusts are investment products and some may involve derivatives. The value of investments and units may go down and up, and the investor may not get back the original sum invested. Past performance is not necessarily indicative of future performance. In a worst case scenario, the value of the fund may worth substantially less than the original amount you have invested (and in an extreme case could be worth nothing).
- Investors and potential investors must not solely rely on the content in this website to make investment decisions and should read carefully and understand the offering documents (including the prospectus and full text of the risk factors stated therein), available at HSBC branches and at the fundhouses' webpages, before investing.
- Before you make any investment decision, you may wish to consult a financial adviser. In the event that you choose not to seek advice from a financial adviser, you should carefully consider whether the investment product is suitable for you.

👑 HSBC Global Fund Approvals and Research List 📊 Top 10 Performers 🏠 CPFIS/SRS 📄 MIP

HSBC Fund Code:
SDMU

Fund Name: Schroder ISF Global Dividend Maximiser (Class A / Acc)

HSBC Risk Level: 3

Investment Objective

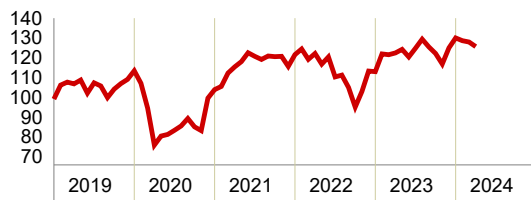
The Fund aims to deliver an income of 7% per year by investing in equities or equity related securities of companies worldwide. This is not guaranteed and could change depending on market conditions. The Fund is actively managed and invests at least two thirds of its assets (excluding cash) in equities or equity related securities worldwide, which are selected for their income and capital growth potential. To enhance the yield of the Fund the Investment Manager selectively sells short dated call options over individual securities held by the Fund, generating extra income by agreeing strike prices above which potential capital growth is sold.

Investment Strategy

HSBC investment category: Global
Investment style: Equity
Interest rate sensitivity: -
Investment instrument: Stock, Cash

Investment style is only applicable for funds that invest in equities. Interest rate sensitivity is only applicable for funds that invest in fixed income product.

Fund Performance (as of 31-03-2024)



Fund indexed performance (initial value =100%). Performance statistics are based on bid to bid/ NAV to NAV prices of the fund with dividend reinvested, in USD

| 2019 | 2020 | 2021 | 2022 | 2023 | YTD |
|------|--------|-------|--------|------|-------|
| 8.59 | -12.92 | 11.04 | -11.67 | 9.22 | -3.35 |

Fund Portfolio (as of 31-03-2024)

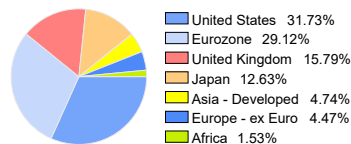
Asset allocation

| Stock | Bond | Cash | Other |
|---------|-------|--------|-------|
| 101.09% | 0.00% | -1.09% | 0.00% |

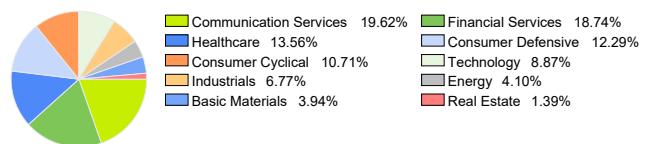
Total number of equity holdings: 56

Total number of bond holdings : 0

Equity holdings geographical allocation



Equity holdings sector allocation

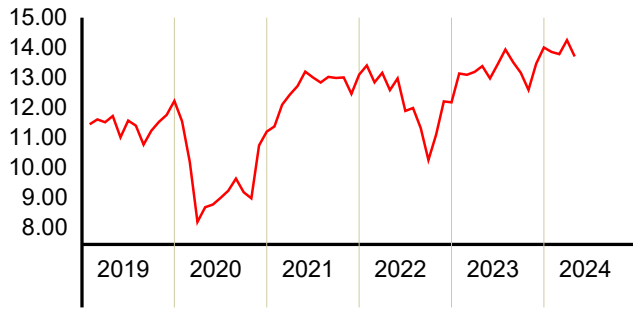


Top 10 holdings (as of 31-03-2024)

| Holdings | % of net asset |
|---|----------------|
| VERIZON COMMUNICATIONS INC COMMON STOCK USD 0.1 | 3.17 |
| CONTINENTAL AG COMMON STOCK EUR 0 | 3.11 |
| NATWEST GROUP PLC COMMON STOCK GBP 107.69 | 2.80 |
| STANLEY BLACK & DECKER INC COMMON STOCK USD 2.5 | 2.76 |
| TESCO PLC COMMON STOCK GBP 6.3333 | 2.58 |
| ORANGE SA COMMON STOCK EUR 4 | 2.57 |
| HENKEL AG & CO KGAA PREFERENCE EUR 0 | 2.49 |
| DENTSU GROUP INC COMMON STOCK JPY | 2.45 |
| MOLSON COORS BEVERAGE CO COMMON STOCK USD 0.01 | 2.44 |
| BRISTOL-MYERS SQUIBB CO COMMON STOCK USD 0.1 | 2.39 |
| % of asset in Top 10 holdings: | 26.77 |

| | | |
|-------------------------|---|--------------------|
| HSBC Fund Code: SDMU | Fund Name: Schroder ISF Global Dividend Maximiser (Class A / Acc) | HSBC Risk Level: 3 |
|-------------------------|---|--------------------|

Fund Price Information (as of 25-04-2024)



Fund price movement is calculated on bid to bid/ NAV to NAV basis in fund class currency (USD)

Indicative fund price

| | |
|---------------------------------|-------------------------|
| NAV: | USD13.7524 |
| Bid: | - |
| Offer: | - |
| Change vs previous trading day: | -0.55% |
| 52 week low-high: | USD12.6145 - USD14.2961 |

Fund price information is provided based on the latest fund trading date.

Fund Statistic (as of 31-03-2024)

| | |
|---------------------|--------|
| Annualised return: | 2.86% |
| Standard deviation: | 14.56% |
| Sharpe ratio: | 0.18 |
| Alpha : | -1.89 |
| Beta: | 0.96 |

Fund statistics are calculated by using 3 years historical data, and are not calculated for fund which is less than 3 years old.

Sharpe ratio: Morningstar Asia Limited used the USTREAS T-Bill Auction Ave 3 Mon as the risk free factor for calculation

Alpha & Beta: Morningstar Asia Limited Used Morningstar Gbl High Div Yld NR USD as the benchmark index for calculation

Other Fund Classes Available With HSBC

| | |
|-------------------------|-------------------------|
| SDMUC-(Class A Dis USD) | SDMSC-(Class A Dis SGD) |
| SDMS-(Class A Acc SGD) | |

Fees And Charges

| | |
|----------------------------------|-------|
| Initial charge: | 0.05 |
| Annual management fee (Maximum): | 0.015 |
| Distribution fee: | - |
| Redemption fee: | 0 |
| Performance fee: | |

The listed information may not cover all the fees and charges imposed on a fund. Please refer to the respective offering documents of the fund for details of relevant fees and charges

Other Fund Information

| | |
|-----------------------------|--|
| Fund class currency: | USD |
| Fund class inception date: | 13-07-2007 |
| Fund share class size(Mil): | USD19.19 (as of 25-04-2024) |
| Fund manager | Scott Thomson (25-03-2009) |
| (Manager start date) : | Jeegar Jagani (23-01-2012) |
| | Ghokhulan Manickavasagar (01-08-2017) |
| | Simon Adler (01-04-2018) |
| | Nick Kirrage (01-04-2018) |
| | Liam Nunn (01-03-2020) |
| Fund house: | Schroder Investment Management (Singapore) Ltd |
| Morningstar Rating: | QQQ (as of 01-03-2024) |
| ISIN: | LU0306806265 |
| Initial Invesment Amount: | 1000 |

| Specific Attitude towards Investment Risks | Risk Level of Investment Product Suitable for Consideration | Description |
|--|---|---|
| Secure | Products with NO investment risk | The product has no investment element and hence no price volatility, and is 100% capital protected upon maturity (for products with scheduled maturity). |
| Cautious | Low(1) | The price volatility of the product is low, and the project is normally 100% capital protected upon maturity (for products with scheduled maturity). Customer may adopt a passive strategy on the investment. This product may be suitable for investors who are happy to accept low level of investment risk. |
| | Low to Medium(2) | The price volatility of the product is low to medium. Some market monitoring may be required to control relevant risks of the product. This product may be suitable for investors who are happy to accept low-to-medium of investment risk. |
| Balanced | Medium(3) | The price volatility of the product is medium. Active market monitoring and management may be required to control the relevant risks. This product may be suitable for investors who are happy to accept medium level of investment risk. |
| Adventurous | | The price volatility of the product is medium to high. Customers may need to realize immediate loss of certain portion of capital. Careful selection of product and active market monitoring and management may be required to control the relevant risks. This product may be suitable for investors who are happy to accept medium-to-high level of investment risk. |
| Speculative | High(5) | The price volatility of the product is medium to high. Customers may need to realize immediate loss of certain portion of capital. Very careful selection of product and very active market monitoring and management may be required to control the relevant risks. This product may be suitable for investors who are happy to accept high level of investment risk. |
| | | |

Disclaimers:

The information in this website relating to Unit Trusts are provided by Morningstar Asia Limited ("Information Provider") to HSBC Bank (Singapore) Limited (the "Bank") unless otherwise specified. For technical reasons, certain information provided by Information Provider may be different from that supplied by the respective fund houses.

Neither the Information Provider nor the Bank guarantee or endorse the accuracy, reliability and completeness of the information provided by the Information Provider or that it is up-to date, and that such information has not been independently verified by the Bank. The Bank disclaims liability for any errors, omissions or inaccuracies in the information provided in this website. The Bank also disclaims liability for any loss or damages resulting from the use of information contained herein, or the inability to use such information or in connection with any error, interruption, delay in operation or incomplete transmission, line or system failure. The information contained herein is solely for personal and non-commercial use and for reference only, and the information are not intended to provide professional advice nor is HSBC, in providing such information intended to be advising on Unit Trust. The information contained in this website is not and should not be construed as an offer to sell or the solicitation of an offer to purchase or subscribed for any Unit Trusts or other investments or products or deposit. The information contain herein may not be copied or re-distributed by any means.

Investment involves risk. Investments are not obligations of, deposits in, insured or guaranteed by HSBC Bank (Singapore) Limited. The information contained on this web site is intended for Singapore residents only and should not be construed as a distribution, an offer to sell, or a solicitation to buy any securities in any jurisdiction where such activities would be unlawful under the laws of such jurisdiction, in particular the United States of America and Canada.

Issued by HSBC Bank (Singapore) Limited