

Important Risk Warning

- The mention of any investment product should not be construed as representing a recommendation to buy or sell that product, nor does it represent a forecast on future performance of the product.
- Unit Trusts are investment products and some may involve derivatives. The value of investments and units may go down and up, and the investor may not get back the original sum invested. Past performance is not necessarily indicative of future performance. In a worst case scenario, the value of the fund may worth substantially less than the original amount you have invested (and in an extreme case could be worth nothing).
- Investors and potential investors must not solely rely on the content in this website to make investment decisions and should read carefully and understand the offering documents (including the prospectus and full text of the risk factors stated therein), available at HSBC branches and at the fundhouses' webpages, before investing.
- Before you make any investment decision, you may wish to consult a financial adviser. In the event that you choose not to seek advice from a financial adviser, you should carefully consider whether the investment product is suitable for you.

👑 HSBC Global Fund Approvals and Research List 📊 Top 10 Performers 🏠 CPFIS/SRS 📄 MIP

HSBC Fund Code:
SJEUA

Fund Name: Schrodgers ISF Japanese Equity A Acc USD 📄

HSBC Risk Level: 3

Investment Objective

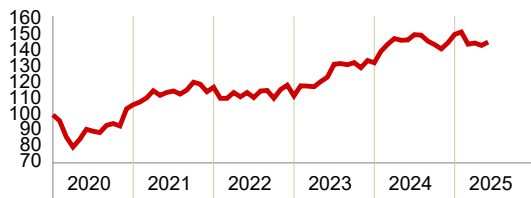
The Fund aims to provide capital growth in excess of the Tokyo Stock Exchange 1st Section index (TOPIX) (Net TR) after fees have been deducted over a three to five year period by investing in equity and equity related securities of Japanese companies. The Fund is actively managed and invests at least two-thirds of its assets in equity and equity related securities of Japanese companies. The Fund may also invest up to one-third of its assets directly or indirectly in other securities (including other asset classes), countries, regions, industries or currencies, Investment Funds, warrants and Money Market Investments, and hold cash.

Investment Strategy

HSBC investment category: Japan
Investment style: Equity
Interest rate sensitivity: -
Investment instrument: Stock, Cash

Investment style is only applicable for funds that invest in equities. Interest rate sensitivity is only applicable for funds that invest in fixed income product.

Fund Performance (as of 31-05-2025)



Fund indexed performance (initial value =100%). Performance statistics are based on bid to bid/ NAV to NAV prices of the fund with dividend reinvested, in JPY

2020	2021	2022	2023	2024	YTD
6.45	-6.04	-20.92	5.48	-3.31	5.42

Fund Portfolio (as of 31-05-2025)

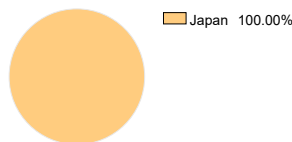
Asset allocation

Stock	Bond	Cash	Other
100.19%	0.00%	-0.19%	0.00%


Total number of equity holdings: 70

Total number of bond holdings : 0

Equity holdings geographical allocation




Equity holdings sector allocation



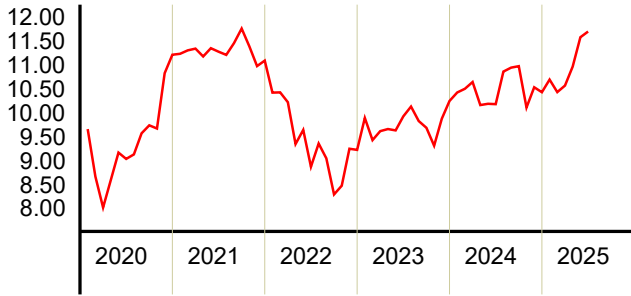
Top 10 holdings (as of 31-05-2025)

Holdings	% of net asset
SONY GROUP CORP COMMON STOCK JPY	5.62
MITSUBISHI UFJ FINANCIAL GROUP INC COMMON STOCK	5.38
MITSUBISHI ELECTRIC CORP COMMON STOCK JPY	3.72
SUZUKI MOTOR CORP COMMON STOCK JPY	3.52
SUMITOMO MITSUI TRUST GROUP INC COMMON STOCK JPY	3.11
SUMITOMO REALTY & DEVELOPMENT CO LTD COMMON STOCK	2.95
KDDI CORP COMMON STOCK JPY	2.88
ORIX CORP COMMON STOCK JPY	2.79
KEYENCE CORP COMMON STOCK JPY	2.79
NIPPON TELEGRAPH & TELEPHONE CORP COMMON STOCK JPY	2.73

% of asset in Top 10 holdings: 35.49

HSBC Fund Code: SJEUA	Fund Name: Schroders ISF Japanese Equity A Acc USD 	HSBC Risk Level: 3
--------------------------	--	--------------------

Fund Price Information (as of 30-06-2025)



Fund price movement is calculated on bid to bid/ NAV to NAV basis in fund class currency (USD)

Indicative fund price

NAV:	USD11.7528
Bid:	-
Offer:	-
Change vs previous trading day:	-0.31%
52 week low-high:	USD9.2739 - USD11.7896

Fund price information is provided based on the latest fund trading date.

Fund Statistic (as of 31-05-2025)

Annualised return:	4.47%
Standard deviation:	13.90%
Sharpe ratio:	0.17
Alpha :	-4.20
Beta:	0.93

Fund statistics are calculated by using 3 years historical data, and are not calculated for fund which is less than 3 years old.

Sharpe ratio: Morningstar Asia Limited used the USTREAS T-Bill Auction Ave 3 Mon as the risk free factor for calculation

Alpha & Beta: Morningstar Asia Limited Used Morningstar Japan TME NR JPY as the benchmark index for calculation

Other Fund Classes Available With HSBC

SJEUH-(USD-hedged Acc)	SJEJA-(JPY Acc)
SJEJD-(JPY Cash)	

Fees And Charges

Initial charge:	0.05
Annual management fee (Maximum):	0.0125
Distribution fee:	-
Redemption fee:	0
Performance fee:	

The listed information may not cover all the fees and charges imposed on a fund. Please refer to the respective offering documents of the fund for details of relevant fees and charges

Other Fund Information

Fund class currency:	USD
Fund class inception date:	17-08-2016
Fund share class size(Mil):	USD297.20 (as of 30-06-2025)
Fund manager	Kazuhiro Toyoda (01-04-2017)
(Manager start date) :	
Fund house:	Schroder Investment Management (Singapore) Ltd
Morningstar Rating:	Q (as of 01-05-2025)
ISIN:	LU1453624402
Initial Investment Amount:	1000

Specific Attitude towards Investment Risks	Risk Level of Investment Product Suitable for Consideration	Description
Secure	Products with NO investment risk	The product has no investment element and hence no price volatility, and is 100% capital protected upon maturity (for products with scheduled maturity).
Cautious	Low(1)	The price volatility of the product is low, and the project is normally 100% capital protected upon maturity (for products with scheduled maturity). Customer may adopt a passive strategy on the investment. This product may be suitable for investors who are happy to accept low level of investment risk.
	Low to Medium(2)	The price volatility of the product is low to medium. Some market monitoring may be required to control relevant risks of the product. This product may be suitable for investors who are happy to accept low-to-medium of investment risk.
Balanced	Medium(3)	The price volatility of the product is medium. Active market monitoring and management may be required to control the relevant risks. This product may be suitable for investors who are happy to accept medium level of investment risk.
Adventurous	Medium to High(4)	The price volatility of the product is medium to high. Customers may need to realize immediate loss of certain portion of capital. Careful selection of product and active market monitoring and management may be required to control the relevant risks. This product may be suitable for investors who are happy to accept medium-to-high level of investment risk.
Speculative	High(5)	The price volatility of the product is medium to high. Customers may need to realize immediate loss of certain portion of capital. Very careful selection of product and very active market monitoring and management may be required to control the relevant risks. This product may be suitable for investors who are happy to accept high level of investment risk.

Disclaimers:

The information in this website relating to Unit Trusts are provided by Morningstar Asia Limited ("Information Provider") to HSBC Bank (Singapore) Limited (the "Bank") unless otherwise specified. For technical reasons, certain information provided by Information Provider may be different from that supplied by the respective fund houses.

Neither the Information Provider nor the Bank guarantee or endorse the accuracy, reliability and completeness of the information provided by the Information Provider or that it is up-to date, and that such information has not been independently verified by the Bank. The Bank disclaims liability for any errors, omissions or inaccuracies in the information provided in this website. The Bank also disclaims liability for any loss or damages resulting from the use of information contained herein, or the inability to use such information or in connection with any error, interruption, delay in operation or incomplete transmission, line or system failure. The information contained herein is solely for personal and non-commercial use and for reference only, and the information are not intended to provide professional advice nor is HSBC, in providing such information intended to be advising on Unit Trust. The information contained in this website is not and should not be construed as an offer to sell or the solicitation of an offer to purchase or subscribed for any Unit Trusts or other investments or products or deposit. The information contain herein may not be copied or re-distributed by any means.

Investment involves risk. Investments are not obligations of, deposits in, insured or guaranteed by HSBC Bank (Singapore) Limited. The information contained on this web site is intended for Singapore residents only and should not be construed as a distribution, an offer to sell, or a solicitation to buy any securities in any jurisdiction where such activities would be unlawful under the laws of such jurisdiction, in particular the United States of America and Canada.

Issued by HSBC Bank (Singapore) Limited